



LIVE

LOW INPUT VITICULTURE AND ENOLOGY, INC

LIVE

is a 501(c)3 not-for-profit organization that provides education and certification for vineyards and wineries. LIVE uses international standards of sustainable viticultural and enological practices in both wine-grape and wine production. These practices are based on an independent 3rd-party-verified checklist system consisting of required and prohibited elements, as well as numerous ecological options.

LOGIN

Username:

Password:

Login is for enrolled members only

[Click here to enroll your property](#)
[I forgot my password](#)

NEWS

Free LIVE Forum Created

2009 Regional Pesticide and Green/Yellow Lists updated

Deadline for annual vineyard reporting extended

LIVE Annual Meeting scheduled for April 22nd

WWW.LIVEINC.ORG

New Website Overview!

The objectives and standards contained within the Checklists should not be seen as an endpoint, but rather as the beginning of an ongoing process. The vineyard and winery are dynamic entities, presenting us with fresh

SUPPORTERS

LIVE WOULD LIKE TO THANK OUR GENEROUS SUPPORTERS

Kramer Vineyards
Southern Oregon Wine Institute
Benton-Lane Winery
Bella Vida

[VIEW ALL SUPPORTERS »](#)

BOARD OF DIRECTORS

Betty O'Brien
CHAIR

Ted Casteel
VICE-CHAIR
SECRETARY

Allen Holstein
TREASURER

Al MacDonald
CHAIR EMERITUS

Chris Banek
Jason Tosch
Stirling Fox
Edward Fus

STAFF



LIVE

LOW INPUT VITICULTURE AND ENOLOGY, INC

This tutorial will take you through an overview and step-by-step guide to reporting your annual vineyard activities to LIVE.

First, let's look at the homepage of the new www.liveinc.org

{Please advance to the next page}



LIVE

LOW INPUT VITICULTURE AND ENOLOGY, INC

LIVE

is a 501(c)3 not-for-profit organization that provides education and certification for vineyards and wineries. LIVE uses international standards of sustainable viticultural and enological practices in both wine-grape and wine production. These practices are based on an independent 3rd-party-verified checklist system consisting of required and prohibited elements, as well as numerous ecological options.

LOGIN

Username:

Password:

Login is for enrolled members only

**Click here to enroll your property
I forgot my password**

NEWS

Free LIVE Forum Created

2009 Regional Pesticide and Green/Yellow Lists updated

Deadline for annual vineyard reporting extended

LIVE Annual Meeting scheduled for April 22nd

Mealybug Alert from OSU

[MORE NEWS >>](#)

LIVE GOALS

As wine-growers in the Pacific Northwest we acknowledge that we are, in many ways, truly fortunate. Our vines are free of many of the pests and diseases that affect vineyards in other regions of the world. Therefore, our chemical usage is rather limited at present. Our purpose in crafting this program for vineyards is to maintain and enhance the advantages we currently enjoy.

The objectives and standards contained within the Checklists should not be seen as an endpoint, but rather as the beginning of an ongoing process. The vineyard and winery are dynamic entities, presenting us with fresh

SUPPORTERS

LIVE WOULD LIKE TO THANK OUR GENEROUS SUPPORTERS

Kramer Vineyards
Southern Oregon Wine Institute
Benton-Lane Winery
Bella Vida

[VIEW ALL SUPPORTERS >>](#)

BOARD OF DIRECTORS

Betty O'Brien
CHAIR

Ted Casteel
VICE-CHAIR
SECRETARY

Allen Holstein
TREASURER

Al MacDonald
CHAIR EMERITUS

Chris Banek
Jason Tosch
Stirling Fox
Edward Fus

STAFF



LIVE

LOW INPUT VITICULTURE AND ENOLOGY, INC

The following slides will show you where some of the navigation features of the homepage are located. The main navigation is at the top of the screen, and will remain there throughout your visit to the site.

Upon becoming a member of LIVE you will receive a username and password that you can enter into the login interface on the left-hand-side of the homepage. Once you enter this, you will be taken to a management screen. More on this in a bit.

First, let's look at the features of the homepage. This is the page that load when you type in www.liveinc.org into your browser. Some popular browsers are Internet Explorer, Mozilla Firefox, and Safari for Mac users. This site is optimized for Firefox use.

{Please advance to the next page}



LIVE

LOW INPUT VITICULTURE AND ENOLOGY, INC

Latest LIVE News

NEWS

Free LIVE Forum Created

2009 Regional Pesticide and Green/Yellow Lists updated

Deadline for annual vineyard reporting extended

LIVE Annual Meeting scheduled for April 22nd

Mealybug Alert from OSU

MORE NEWS »

LIVE GOALS

As wine-growers in the Pacific Northwest we are in many ways, truly fortunate. Our vines are free of the diseases that affect vineyards in other regions. Chemical usage is rather limited at present. Our program for vineyards is to maintain and enhance the vines currently enjoy.

The objectives and standards contained within the Checklists should not be seen as an endpoint, but rather as the beginning of an ongoing process. The vineyard and winery are dynamic entities, presenting us with fresh

SUPPORTERS

LIVE WOULD LIKE TO THANK OUR GENEROUS SUPPORTERS

- Kramer Vineyards**
- Southern Oregon Wine Institute**
- Benton-Lane Winery**
- Bella Vida**

VIEW ALL SUPPORTERS »

BOARD OF DIRECTORS

Patricia O'Brien
CHAIR

Michael
R.
Y
stein
R
ald
MERITUS
ek
ch
Edward Fus

STAFF

...

LIVE

LIVE is a 501(c)3 not-for-profit organization that provides education and certification for vineyards and wineries. LIVE uses international standards of sustainable viticultural and enological practices in both wine-grape and wine production. These practices are based on an independent 3rd-party-verified checklist system consisting of required and prohibited elements, as well as numerous ecological options.

LOGIN

Username:

Password:

Log In

Login is for enrolled members only
Click here to enroll your property
I forgot my password

Randomized list of Supporters



Navigate with these links

NEWS

Free LIVE Forum Created

2000 Regional Pesticide and Green/Yellow Lists updated

Annual vineyard reporting extended

Meeting scheduled for April 22nd

Report from OSU

Login to Access your Membership Management

LOGIN

Username:

Password:

Log In

Login is for enrolled members only
Click here to enroll your property
I forgot my password

As wine-growers in the Pacific Northwest we acknowledge that we are, in many ways, truly fortunate. Our vines are free of many of the pests and diseases that affect vineyards in other regions of the world. Therefore, our chemical usage is rather limited at present. Our purpose in crafting this program for vineyards is to maintain and enhance the advantages we currently enjoy.

The objectives and standards contained within the Checklists should not be seen as an endpoint, but rather as the beginning of an ongoing process. The vineyard and winery are dynamic entities, presenting us with fresh

SUPPORTERS

LIVE WOULD LIKE TO THANK OUR GENEROUS SUPPORTERS

Kramer Vineyards
Southern Oregon Wine Institute
Benton-Lane Winery
Bella Vida

[VIEW ALL SUPPORTERS »](#)

BOARD OF DIRECTORS

Betty O'Brien
CHAIR

Ted Casteel
VICE-CHAIR
SECRETARY

Allen Holstein
TREASURER

Al MacDonald
CHAIR EMERITUS

Chris Banek
Jason Tosch
Stirling Fox
Edward Fus

STAFF



LIVE

LOW INPUT VITICULTURE AND ENOLOGY, INC

Now, let's see what happens when you click the "About LIVE" link. You will be given some information about our organization, including a Frequently Asked Questions page, Program Statistics, Images and Logos, Contact Info, etc.

{Please advance to the next page}



LIVE

LOW INPUT VITICULTURE AND ENOLOGY, INC

About LIVE

FAQ

Media

Images & Logos

Supporters

Contact

"Being certified LIVE and Salmon-Safe has not only opened doors to new customers, but has led to consumer relationships that Benton-Lane Winery and its respective wine drinkers will enjoy well into the future. I feel that the LIVE and Salmon-Safe programs have not only helped us sell wine, but it has also enhanced our brand image."

Lorne Mews
Benton-Lane Winery

LIVE: Low Input Viticulture & Enology, Inc.

LIVE is a non-profit organization providing education and independent 3rd-party certification for vineyards and wineries using international standards of sustainable viticulture and enology practices in wine-grape and wine production.

On this page you will find some more specific information about the LIVE program. You can explore using the navigation links on the left side of the page. Feel free to contact us if you feel we should add something to our site, or if you feel any questions you have are not being answered.

Subscribe to the LIVE mailing list

Your e-mail: *

Submit

Program Statistics

Enrolled Members

184 Vineyards
{166 in Oregon, 18 in Washington}

17 Wineries
{All in Oregon}

7541 Vineyard Acres
{5425 in Oregon, 2115 in Washington}

17,205 Farm Acres
{12996 in Oregon, 4208 in Washington}

Certified Members*

137 Vineyards
{125 in Oregon, 12 in Washington}

14 Wineries
{all in Oregon}

4629 Vineyard Acres
{4037 in Oregon, 592 in Washington}

10,800 Farm Acres
{9713 in Oregon, 1087 in Washington}

166 Sustainable Wines

*Members must complete two years of farming under LIVE standards before achieving certification. All members must undergo rigorous 3rd-party inspections to verify these practices.

More Detailed Navigation

D ENOLOGY, INC

- About LIVE
- FAQ
- Media
- Images & Logos
- Supporters
- Contact

"Being certified LIVE and Salmon-Safe has not only opened doors to new customers, but has led to consumer relationships that Benton-Lane Winery and its respective wine drinkers will enjoy well into the future. I feel that the LIVE and Salmon-Safe programs have not only helped us sell wine, but it has also enhanced our brand image."

Lorne Mews
Benton-Lane Winery

LIVE: Low Input Viticulture & Enology, Inc.

LIVE is a non-profit organization providing education and independent 3rd-party certification for vineyards and wineries using international standards of sustainable viticulture and enology practices in wine-grape and wine production.

On this page you will find some more specific information about the LIVE program. You can explore using the navigation links on the left side of the page. Feel free to contact us if you feel we should add something to our site, or if you feel any questions you have are not being answered.

Subscribe to the LIVE mailing list

Your e-mail: *

Program Statistics

Program Statistics

Enrolled Members

184 Vineyards
 {166 in Oregon, 18 in Washington}

17 Wineries
 {All in Oregon}

7541 Vineyard Acres
 {5425 in Oregon, 2115 in Washington}

17,205 Farm Acres
 {12996 in Oregon, 4208 in Washington}

Certified Members*

137 Vineyards
 {125 in Oregon, 12 in Washington}

14 Wineries
 {all in Oregon}

4629 Vineyard Acres
 {4037 in Oregon, 592 in Washington}

10,800 Farm Acres
 {9713 in Oregon, 1087 in Washington}

166 Sustainable Wines

*Members must complete two years of farming under LIVE standards before achieving certification. All members must undergo rigorous 3rd-party inspections to verify these practices.



LIVE

LOW INPUT VITICULTURE AND ENOLOGY, INC

Next, we will click on the “Organizational” link. This section contains a list of upcoming events, including trainings, board meetings, etc. Also included here are meeting minutes, newsletters, and any other organizational information you might need.

{Please advance to the next page}



LIVE

LOW INPUT VITICULTURE AND ENOLOGY, INC

Meetings & Events

[Meeting Minutes](#)

[Committees](#)

[Newsletters](#)

[Other Documents](#)

Upcoming Meetings and Events

LIVE Annual Meeting

Wed, 04/22/2009

10:00 - 11:30am | *IPM Training with Dr. Patty Skinkis and Dr. Vaughn Walton of OSU*

12:00 - 3:00pm | *LIVE Annual Meeting*

LIVE Annual Meeting Luncheon at Willamette Valley Vineyards

8800 Enchanted Way SE, Turner, OR 97392

Map and Directions

Topics to include:

- New website roll-out
- Board member elections and re-elections
- Updates to technical documents and standards
- Vole presentation by Jennifer Gervais of OSU
- Annual awards

Luncheon cost is \$30, payable by cash or check.

 [LIVE Annual Meeting Invitation](#)

 [2008 Annual Meeting Draft Minutes - MS Word](#)

LIVE Board Meeting

Thu, 06/04/2009

Time and location to be determined

Loads of Organizational Information

...OLOGY, INC

Upcoming Meetings and Events

LIVE Annual Meeting

Wed, 04/22/2009

10:00 - 11:30am | *IPM Training with Dr. Patty Skinkis and Dr. Vaughn Walton of OSU*

12:00 - 3:00pm | *LIVE Annual Meeting*

LIVE Annual Meeting Luncheon at Willamette Valley Vineyards

8800 Enchanted Way SE, Turner, OR 97392

Map and Directions

Topics to include:

- New website roll-out
- Board member elections and re-elections
- Updates to technical documents and standards
- Vole presentation by Jennifer Gervais of OSU
- Annual awards

Luncheon cost is \$30, payable by cash or check.

 **LIVE Annual Meeting Invitation**

 **2008 Annual Meeting Draft Minutes - MS Word**

LIVE Board Meeting

Thu, 06/04/2009

Time and location to be determined

Meeting schedule with downloads

Meetings & Events
Meeting Minutes
Committees
Newsletters
Other Documents



LIVE

LOW INPUT VITICULTURE AND ENOLOGY, INC

You also can click on the other links at the top of the screen to get to LIVE News articles, and a list of Certified Members, including vineyards, wineries, and wines.

Now we will look at what happens when you log in, using your username and password on the homepage. If you do not have a username and password, please contact admin@liveinc.org to obtain one.

Once you log in, you will come to the “My Properties” screen. This will show you any vineyard or winery you have enrolled in LIVE. On this screen you can enroll a new property, or certify a wine, or change your profile information (your name, address, password, etc).

{Please advance to the next page}



LIVE

LOW INPUT VITICULTURE AND ENOLOGY, INC

My Properties

[My Profile](#)

[Enroll a Vineyard](#)

[Enroll a Winery](#)

[Wine Certification](#)

My Vineyards

[LIVE Sample Vineyard](#)

My Wineries

[LIVE Sample Winery](#)

P.O. Box 5185, Salem, Oregon 97304 | Tel: 503.584.7274 | Fax: 503.584.7275 | info@liveinc.org

© 2000 - 2009 All Rights Reserved

Enrollment of New Properties and Wine Certification

ABOUT LIVE | ORGANIZATIONAL | CERTIFIED MEMBER LIST | NEWS | FORMS | RESOURCES | LOGOUT

OGY, INC

My Properties
My Profile
Enroll a Vineyard
Enroll a Winery
Wine Certification

My Vineyards

LIVE Sample Vineyard

My Wineries

LIVE Sample Winery

P.O. Box 5185, Salem, Oregon 97304 | Tel: 503.584.7275

503.584.7275 | info@liveinc.org

© 2000 - 2009 All Rights Reserved

**My Properties show
any Vineyards and/or
Wineries You Manage**



LIVE

LOW INPUT VITICULTURE AND ENOLOGY, INC

Now you will click on your vineyard name to manage that property. Once you do this, you will be taken to a screen dedicated to that vineyard/winery. You will be able to change the contact information, as well as find links to manage your Inspections, Checklist, and Required Documents. These will be archived as the years pass, so you can look back on your progress.

{Please advance to the next page}

Vineyard Information can be Edited

INPUT VITICULTURE AND ENOLOGY, INC

LIVE Sample Vineyard

View

Edit

LIVE Sample Vineyard

Address Line 1: 123 Main Street

City: Salem

State: OR

Zip: 99222

Phone: 503.555.1234

Fax: 503.555.1235

Email: info@liveinc.org

Web site: http://www.liveinc.org

Directions:

Take I-5 to Salem and follow Main St. until you get to our vineyard.

Map Outlining at least 5% Ecological Compensation Zone:



[LIVE Vineyard Map](#)

AVA: Willamette Valley

Vineyard Acres: 10

Farm Acres: 6

Certification: LIVE

[Back to My Profile](#)

- Track Inspections
- Complete Checklist
- Upload Required Documents

Vineyard Inspections

▪ 2009

Each year, you must fulfill certain reporting requirements. Below are the elements you must complete to maintain your membership. All documents **MUST BE COMPLETED by December 10th of the current year**. It is recommended that you begin with the LIVE Checklist and then upload your Annual Required Documents as you encounter them in the Checklist Items. Contact LIVE should you have any questions.

LIVE Online Checklist

▪ 2009 *(incomplete)*

Annual Required Documents

2009 *(incomplete)*



LIVE

LOW INPUT VITICULTURE AND ENOLOGY, INC

If you click on a year for Vineyard Inspections, you will be taken to a screen that will tell you when your inspection is to take place, who will be inspecting you, and afterwards, what your determination was (Pass/No Pass).

{Please advance to the next page}



LIVE

LOW INPUT VITICULTURE AND ENOLOGY, INC

2009 Vineyard Inspection: LIVE Test Vineyard

On the previous page, you read about the records you must keep in order to comply with LIVE's annual requirements. In certain years, vineyards are required to be visited in order to prove compliance with our standards. This page will provide you with information about your inspections including who your inspector will be and what type of inspection you are due for. If you are due for a site-visit, you will also see the date you are scheduled to be visited, once it has been arranged with the inspector.

Year: 2009

Vineyard: LIVE Sample Vineyard

Inspector: Inspector Jones, Inspector Jones Agro-Ecology

Date Scheduled: 04/29/2009

Final Determination: Not Yet Determined

[Return to Vineyard Overview](#)



LIVE

LOW INPUT VITICULTURE AND ENOLOGY, INC

2009 Vineyard Inspection: LIVE Test Vineyard

On the previous page, you read about the records you must keep in order to be visited in order to prove compliance with our standards. This page will provide you with information on what type of inspection you are due for. If you are due for a site-visit, you must schedule the inspection with the inspector.

Year: 2009

Vineyard: LIVE Sample Vineyard

Inspector: Inspector Jones, Inspector Jones Agro-Ecology

Date Scheduled: 04/29/2009

Final Determination: Not Yet Determined

**Up-to-date
Inspection
Information**

years, vineyards are required to be inspected. In order to schedule an inspection, you must contact the inspector to determine who your inspector will be and what type of inspection you are due for. Once it has been arranged with the inspector, you must schedule the inspection with the inspector.

[Return to Vineyard Overview](#)



LIVE

LOW INPUT VITICULTURE AND ENOLOGY, INC

If you click on a year for the LIVE Checklist, you will be taken to the main page for your LIVE Checklist reporting. To begin reporting you will do the following:

1. Click on a Chapter to reveal the Control Points for that Chapter
2. Click on a Control Point to reveal the Items for that Control Point
3. Use the drop down box to report Yes/No/Not Applicable for each item
4. Click “Save Answers” at the bottom of the Item list
5. Repeat this process for the entire LIVE Checklist

You will also notice at the bottom of the Chapter list that there are links to Print the Checklist, read the Instructions, or Return to Vineyard Overview.

{Please advance to the next page}



LIVE

LOW INPUT VITICULTURE AND ENOLOGY, INC

Chapters

1. Farm Records, Self-Inspection, Training and Traceability
2. Biodiversity, Ecological Infrastructures
3. Site Selection
4. Site Management
5. Varieties, Rootstock, Sowing/Planting Aspects
6. Plant Nutrition and Fertilizer User
7. Irrigation
8. Integrated Plant (Crop) Protection
9. Harvesting
10. Post-Harvest
11. Animal Density and Welfare On Mixed Farms With Livestock
12. Worker Health and Safety

Select a Chapter on the left to begin. After selecting your Chapter, choose a Control Point to display its Checklist items on the right side of this page.

The summary chart on the right will be updated automatically as you progress through the Checklist. Don't forget to save your answers!

You can also print a reference copy of the Checklist with any notes by clicking the link at the bottom of the Chapter list. If you have any questions, please contact the LIVE office.

Checklist Progress

LIVE Sample Vineyard

You have completed 139 out of 144 total items.

Chapter	Control Points Completed	Red Control Points Passed	Yellow Control Points Passed	Green Items Passed	Passed?
1.	5/5	4/4	1/1	1/1	✓
2.	3/3	3/3	(N/A)	7/7	✓
3.	2/2	1/1	1/1	1/1	✓
4.	3/3	3/3	(N/A)	6/6	✓
5.	4/4	2/2	2/2	5/5	✓
6.	8/8	7/7	1/1	7/7	✓
7.	3/4	2/3	1/1	3/3	-
8.	8/8	7/7	1/1	8/8	✓
9.	1/1	(N/A)	1/1	0/0	✓
10.	(N/A)	(N/A)	(N/A)	0/0	✓
11.	2/2	2/2	(N/A)	1/1	✓
12.	4/4	2/2	2/2	3/3	✓
Total:	43/44	33/34	10/10	42/42	
	Your %:	97.06%	100%	100%	
	Minimum Required %:	100%	90%	50%	

Click a Chapter to Begin

D ENOLOGY, INC

Chapters

1. Farm Records, Self-Inspection, Training and Traceability
2. Biodiversity, Ecological Infrastructures
3. Site Selection
4. Site Management
5. Varieties, Rootstock, Sowing/Planting Aspects
6. Plant Nutrition and Fertilizer User
7. Irrigation
8. Integrated Plant (Crop) Protection
9. Harvesting
10. Post-Harvest
11. Animal Density and Welfare On Mixed Farms With Livestock
12. Worker Health and Safety

Select a Chapter on the left to begin. After selecting your Chapter, choose a Control Point to display its Checklist items on the right side of this page.

The summary chart on the right will be updated automatically as you progress through the Checklist. Don't forget to save your answers!

You can also print a reference copy of the Checklist with any notes by clicking the link at the bottom of the Chapter list. If you have any questions, please contact the LIVE office.

Checklist Progress

LIVE Sample Vineyard

You have completed 139 out of 144 total items.

Chapter	Control Points Completed	Red Control Points Passed	Yellow Control Points Passed	Green Items Passed	Passed?
1.	5/5	4/4	1/1	1/1	✓
2.	3/3	3/3	(N/A)	7/7	✓
3.	2/2	1/1	1/1	1/1	✓
4.	3/3	3/3	(N/A)	6/6	✓
5.	4/4	2/2	2/2	5/5	✓
6.	8/8	7/7	1/1	7/7	✓
7.	3/4	2/3	1/1	3/3	-
8.	8/8	7/7	1/1	8/8	✓
9.	1/1	(N/A)	1/1	0/0	✓
10.	(N/A)	(N/A)	(N/A)	0/0	✓
11.	2/2	2/2	(N/A)	1/1	✓
	4/4	2/2	2/2	3/3	✓
	43/44	33/34	10/10	42/42	
	Your %:	97.06%	100%	100%	
	Minimum Required %:	100%	90%	50%	

View Overall Summary



Chapters

1. **Farm Records, Self-Inspection, Training and Traceability**
2. Biodiversity, Ecological Infrastructures
3. Site Selection
4. Site Management
5. Varieties, Rootstock, Sowing/Planting Aspects
6. Plant Nutrition and Fertilizer User
7. Irrigation
8. Integrated Plant (Crop) Protection
9. Harvesting
10. Post-Harvest
11. Animal Density and Welfare On Mixed Farms With Livestock
12. Worker Health and Safety

Control Points

- 1.1. Farm records complete & available
- 1.2. Grower self-evaluation
- 1.3. Corrective action based on result of inspection
- 1.4. Participation in annual training courses approved by LIVE
- 1.5. Traceability of fruit at farm level

[View Overall Checklist Progress](#)

Chapter 1 Summary

You have completed **14** out of **14** items in Chapter 1.

Control Point	Total Items Completed	Red/Yellow Items Passed	Green Items Passed	Passed?
1.1	7/7	7/7	(N/A)	✓
1.2	1/1	1/1	(N/A)	✓
1.3	2/2	2/2	(N/A)	✓
1.4	2/2	1/1	1/1	✓
1.5	2/2	2/2	(N/A)	✓
Total:	14/14	13/13	1/1	

Click Control Point to Reveal Items on Right



Chapters

1. **Farm Records, Self-Inspection, Training and Traceability**
2. Biodiversity, Ecological Infrastructures
3. Site Selection
4. Site Management
5. Varieties, Rootstock, Sowing/Planting Aspects
6. Plant Nutrition and Fertilizer User
7. Irrigation
8. Integrated Plant (Crop) Protection
9. Harvesting
10. Post-Harvest
11. Animal Density and Welfare On Mixed Farms With Livestock
12. Worker Health and Safety

Control Points

- 1.1. Farm records complete & available
- 1.2. Grower self-evaluation
- 1.3. Corrective action based on result of inspection
- 1.4. Participation in annual training courses approved by LIVE
- 1.5. Traceability of fruit at farm level

[View Overall Checklist Progress](#)

Chapter 1 Summary

You have completed 14 out of 14 items in Chapter 1.

Control Point	Total Items Completed	Red/Yellow Items Passed	Green Items Passed	Passed?
1.1	7/7	7/7	(N/A)	✓
1.2	1/1	1/1	(N/A)	✓
1.3	2/2	2/2	(N/A)	✓
1.4	2/2	1/1	1/1	✓
1.5	2/2	2/2	(N/A)	✓
Total:	14/14	13/13	1/1	

Chapter Summary



LIVE

LOW INPUT VITICULTURE AND ENOLOGY, INC

Chapters

1. Farm Records, Self-Inspection, Training and Traceability
2. Biodiversity, Ecological Infrastructures
3. Site Selection
4. Site Management
5. Varieties, Rootstock, Sowing/Planting Aspects
6. Plant Nutrition and Fertilizer User
7. Irrigation
8. Integrated Plant (Crop) Protection
9. Harvesting
10. Post-Harvest
11. Animal Density and Welfare On Mixed Farms With Livestock
12. Worker Health and Safety

Control Points

- 1.1. Farm records complete & available
- 1.2. Grower self-evaluation
- 1.3. Corrective action based on result of inspection
- 1.4. Participation in annual training courses approved by LIVE
- 1.5. Traceability of fruit at farm level

[View Overall Checklist Progress](#)

1.1. Farm records complete & available

1.1.1. The grower has compiled a record of all fertilizer applications. See item explanation for required information. [🔗](#)

Yes ▾

1.1.2. The grower has compiled a record of all applications from *LIVE Green List of Vine Protection Measures* with all cultural pest prevention methods for "key pests." Record must include date, block, and type of activity. See regional *LIVE Passport* for reference. [🔗](#)

Yes ▾

1.1.3. The grower has compiled a record of all pesticide applications (including insecticides, herbicides, fungicides, et al). See item explanation for required information. [🔗](#)

Yes ▾

1.1.4. All other records and documents that prove compliance with items on this checklist are complete, true, and available to LIVE inspectors. These may include, but are not limited to: Irrigation applications, sprayer calibration and service records, training attendance certificate, etc. [🔗](#)

Yes ▾

1.1.5. The grower monitors and records all key pest occurrences. [🔗](#)

Yes ▾

1.1.6. The grower keeps farm records for a minimum of 3 years and has these available for LIVE inspectors.

[🔗](#)

Yes ▾



LIVE

LOW INPUT VITICULTURE AND ENOLOGY, INC

As you are completing the LIVE Checklist, you will notice that you can click on the little blue pencil next to each item to get the following information:

1. Further explanation of the item
2. How to comply with each item (what the inspector will look for)
3. Documents that will aid in your compliance
4. External links to any resources that might help you
5. A section for you to enter notes for any particular reason

{Please advance to the next page}



LIVE

LOW INPUT VITICULTURE AND ENOLOGY, INC

Click Here for Info about each Item

Chapters

- 1. Farm Records, Self-Inspection, Training and Traceability
- 2. Biodiversity, Ecological Infrastructures
- 3. Site Selection
- 4. Site Management
- 5. Varieties and Sowing
- 6. Plant Nutrition and User
- 7. Irrigation
- 8. Integrated Pest Protection
- 9. Harvest
- 10. Post-Harvest
- 11. Animal Density and Welfare on Mixed Farms With Livestock
- 12. Worker Health and Safety

Control Points

- 1.1. Farm records complete & available
- 1.2. Grower self-evaluation
- 1.3. Corrective action based on result of inspection
- 1.4. Participation in annual training courses approved by LIVE
- 1.5. Traceability of fruit at farm level

1.1. Farm records complete & available

1.1.1. The grower has compiled a record of all fertilizer applications. See item explanation for required information. [?](#)

Yes ▾

1.1.2. The grower has compiled a record of all applications from *LIVE Green List of Vine Protection Measures* with all cultural pest prevention methods for "key pests." Record must include date, block, and type of activity. See regional *LIVE Passport* for reference. [?](#)

Yes ▾

1.1.3. The grower has compiled a record of all pesticide applications (including insecticides, herbicides, fungicides, et al). See item explanation for required information. [?](#)

Yes ▾

1.1.4. All other records and documents that prove compliance with items on this checklist are complete, true, and available to LIVE inspectors. These may include, but are not limited to: Irrigation applications, sprayer calibration and service records, training attendance certificate, etc. [?](#)

Yes ▾

1.1.5. The grower monitors and records all key pest occurrences. [?](#)

Yes ▾

1.1.6. The grower keeps farm records for a minimum of 3 years and has these available for LIVE inspectors. [?](#)

Yes ▾

Choose Yes, No, N/A then Save Answers



Chapters

- 1. Farm Records, Self-Inspection, Traceability
- 2. Biodiversity, Ecological Infrastructures
- 3. Site Selection
- 4. Site Management
- 5. Varieties, Rootstock Sowing/Planting Ass
- 6. Plant Nutrition and F User
- 7. Irrigation
- 8. Integrated Plant (Cr Protection
- 9. Harvesting
- 10. Post-Harvest
- 11. Animal Density and On Mixed Farms With Livestock
- 12. Worker Health and

Details for 2009 Checklist Item 1.1.1

Explanation

Inspector collects and checks all mandatory LIVE forms (i.e., pesticide, fertilizer, and irrigation). For incomplete forms, inspector discusses future plans with grower for the remainder of the season and takes notation on the inspection checklist. Inspector asks grower to submit final records by the due date of December 10th and leaves a copy of the inspection checklist. Members will submit copies of their complete farm records and are required to maintain a set for each year to be available upon request.

Compliance

A complete record of all fertilizer applications must be kept.

You may use the form contained in this window to report your annual fertilizer use. You may also use your own format, as long as the following pieces of information are contained within:

- Date
- Block ID (Location)
- Acreage
- Product Name/Description
- Analysis (%NPK plus Micros)
- Amount Applied per Acre

Reference Documents

- [Fertilizer Reporting Form - PDF](#)
- [Fertilizer Reporting Form - MS Excel](#)

External Links

None

Vineyard Manager Notes

Save Notes

Details for 2009 Checklist Item 1.1.1

Explanation

Inspector collects and checks all mandatory LIVE forms (i.e., pesticide, fertilizer, and irrigation). For incomplete forms, inspector discusses future plans with grower for the remainder of the season and takes notation on the inspection checklist. Inspector asks grower to submit final records by the due date of December 10th and leaves a copy of the inspection checklist. Members will submit copies of their complete farm records and are required to maintain a set for each year to be available upon request.



Compliance

A complete record of all fertilizer applications must be kept.

You may use the form contained in this window to report your annual fertilizer use. You may also use your own format, as long as the following pieces of information are contained within:

- Date
- Block ID (Location)
- Acreage
- Product Name/Description
- Analysis (%NPK plus Micros)
- Amount Applied per Acre

Reference Documents

-  [Fertilizer Reporting Form - PDF](#)
-  [Fertilizer Reporting Form - MS Excel](#)

External Links

None

Vineyard Manager Notes

Save Notes

Explanation and How to Comply



Chapters

1. Farm Records, Self-Inspection, Traceability
2. Biodiversity, Ecology, Infrastructures
3. Site Selection
4. Site Management
5. Varieties, Rootstock, Sowing/Planting
6. Plant Nutrition and Fertilizer User
7. Irrigation
8. Integrated Plant Care and Protection
9. Harvesting
10. Post-Harvest
11. Animal Density and Management On Mixed Farms With Livestock
12. Worker Health and Safety



Chapters

- 1. Farm Records, Self-Inspection, Traceability
- 2. Biodiversity, Ecological Infrastructures
- 3. Site Selection
- 4. Site Management
- 5. Varieties, Rootstock Sowing/Planting Ass
- 6. Plant Nutrition and F User
- 7. Irrigation
- 8. Integrated Plant (Cr Protection
- 9. Harvesting
- 10. Post-Harvest
- 11. Animal Density and On Mixed Farms With Livestock
- 12. Worker Health and

Details for 2009 Checklist Item 1.1.1

Explanation

Inspector collects and checks all mandatory LIVE forms (i.e., pesticide, fertilizer, and irrigation). For incomplete forms, inspector discusses future plans with grower for the remainder of the season and takes notation on the inspection checklist. Inspector asks grower to submit final records by the due date of December 10th and leaves a copy of the inspection checklist. Members will submit copies of their complete farm records and are required to maintain a set for each

Com

A co
You
annu
the f

- Product Name/Description
- Analysis (%NPK plus Micros)
- Amount Applied per Acre

Reference Documents

- Fertilizer Reporting Form - PDF**
- Fertilizer Reporting Form - MS Excel**

External Links

None

Vineyard Manager Notes

Save Notes

You can keep notes for each



Chapters

- 1. Farm Records, Self-Inspection, Traceability
- 2. Biodiversity, Ecological Infrastructures
- 3. Site Selection
- 4. Site Management
- 5. Varieties, Rootstock Sowing/Planting Ass
- 6. Plant Nutrition and F User
- 7. Irrigation
- 8. Integrated Plant (Cr Protection
- 9. Harvesting
- 10. Post-Harvest
- 11. Animal Density and On Mixed Farms With Livestock
- 12. Worker Health and

Details for 2009 Checklist Item 1.1.1

Explanation

Inspector collects and checks all mandatory LIVE forms (i.e., pesticide, fertilizer, and irrigation). For incomplete forms, inspector discusses future plans with grower for the remainder of the season and takes notation on the inspection checklist. Inspector asks grower to submit final records by the due date of December 10th and leaves a copy of the inspection checklist. Members will submit copies of their complete farm records and are required to maintain a set for each year to be available upon request.

Compliance

A complete record of all fertilizer applications must be maintained.

You may use the form contained in this window for your annual fertilizer use. You may also use your own form. The following pieces of information are contained in the form:

- Date
- Block ID (Location)
- Acreage
- Product Name/Description
- Analysis (%NPK plus Micros)
- Amount Applied per Acre

Reference Documents

- [Fertilizer Reporting Form - PDF](#)
- [Fertilizer Reporting Form - MS Excel](#)

External Links

None

Vineyard Manager N

Reference Documents and External Links



LIVE

LOW INPUT VITICULTURE AND ENOLOGY, INC

You can complete the LIVE Checklist at your leisure as you have time throughout the season. We simply ask that you have as much complete as possible before your inspection and that you complete all your reporting in full by December 10th. No late reporting will be accepted and the current year will be locked as of January 1 of the next year.

{Please advance to the next page}



LIVE

LOW INPUT VITICULTURE AND ENOLOGY, INC

Next we will click on the Annual Required Documents. Currently we require the following documents to be reported to LIVE on an annual basis:

- Pesticide Reporting
- Fertilizer Reporting
- Irrigation Reporting
- Salmon-Safe Addendum

This new website allows you to both download the templates and upload the completed documents. There is no need to email these or print them out for the inspector. Everything can be managed from one spot.

{Please advance to the next page}



LIVE

LOW INPUT VITICULTURE AND ENOLOGY, INC

2009 Required Documents: LIVE Sample Vineyard

[View](#)

[Edit](#)


Below you will find the reporting documents that are required to be submitted to LIVE for the current year. There is also a 'Miscellaneous Documents' option if there are items you believe are pertinent to your annual reporting.

To upload or change a document, click on the Edit tab.


Year: 2009

Vineyard: **LIVE Sample Vineyard**


Pesticide Reporting Form:

 *You have not submitted this document.*


Fertilizer Reporting Form:

 *You have not submitted this document.*


Irrigation Reporting Form:

 *You have not submitted this document.*

Salmon-Safe Addendum:

 *You have not submitted this document.*

Miscellaneous Documents:

 *You have not submitted this document.*

[Return to Vineyard Overview](#)

Samples and Supplementary Information

Your AVA, **Willamette Valley**, is located within **LIVE Region I**. Although documents for both growing regions are provided for informational purposes, please use your region-appropriate documents provided in the list below.

-  **Passport for LIVE Region I - PDF**
-  **Passport for LIVE Region I - MS Word**
-  **Passport for LIVE Region II - PDF**
-  **Passport for LIVE Region II - MS Word**
-  **Fertilizer Reporting Form - PDF**
-  **Fertilizer Reporting Form - MS Excel**
-  **Pesticide Reporting Form - PDF**
-  **Pesticide Reporting Form - MS Excel**
-  **Irrigation Reporting Form - PDF**
-  **Irrigation Reporting Form - MS Excel**
-  **Yellow List of Approved Pesticides - LIVE Region I - MS Excel**
-  **Yellow List of Approved Pesticides - LIVE Region II - MS Excel**
-  **Salmon-Safe Addendum - PDF**
-  **Salmon-Safe Addendum - MS Excel**



LIVE

LOW INPUT VITICULTURE AND ENOLOGY, INC.

View Annual
Required
Documents

2009 Required Documents: LIVE Sample Vineyard

[View](#) [Edit](#)

Below you will find the reporting documents that are required to be submitted to LIVE for the current year. There is also a 'Miscellaneous Documents' option if there are items you believe are pertinent to your annual reporting.

To upload or change a document, click on the Edit tab.

Year: 2009

Vineyard: **LIVE Sample Vineyard**

Pesticide Reporting Form:

You have not submitted this document.

Fertilizer Reporting Form:

You have not submitted this document.

Irrigation Reporting Form:

You have not submitted this document.

Salmon-Safe Addendum:

You have not submitted this document.

Miscellaneous Documents:

You have not submitted this document.

[Return to Vineyard Overview](#)

Supplementary
Information

Supplementary Information

Salmon-Safe AVA, Willamette Valley, is located within LIVE Region I. Although documents for both growing regions are provided for informational purposes, please use your region-appropriate documents provided in the list below.

- **Passport for LIVE Region I - PDF**
- **Passport for LIVE Region I - MS Word**
- **Passport for LIVE Region II - PDF**
- **Passport for LIVE Region II - MS Word**
- **Fertilizer Reporting Form - PDF**
- **Fertilizer Reporting Form - MS Excel**
- **Pesticide Reporting Form - PDF**
- **Pesticide Reporting Form - MS Excel**
- **Irrigation Reporting Form - PDF**
- **Irrigation Reporting Form - MS Excel**
- **Yellow List of Approved Pesticides - LIVE Region I - MS Excel**
- **Yellow List of Approved Pesticides - LIVE Region II - MS Excel**
- **Salmon-Safe Addendum - PDF**
- **Salmon-Safe Addendum - MS Excel**



LIVE

LOW INPUT VITICULTURE AND ENOLOGY, INC

The first thing you will want to do is compile all of your reporting in a place that is convenient for you on your computer. This can be a folder on your desktop or somewhere easy to locate in your hard drive, such as a folder labeled “LIVE Reporting.”

The next step will be to click the “Edit” tab on your Annual Required Documents screen. This will take you to the screen where you will upload your files.

{Please advance to the next page}



LIVE

LOW INPUT VITICULTURE AND ENOLOGY, INC

To upload your files, first click “Browse.” This is a common feature of most new interactive web-sites to upload files such as photos and movies. We are using this functionality for your LIVE files. Once you click “Browse” the computer will open up an explorer program to find your documents. Look for the document you wish to upload (this will be in the folder you saved it in). Once you find it, click on it and then click “Upload.” You can then name this file and **MAKE SURE TO CLICK SAVE**. The uploaded document will then appear on your Annual Required Documents page, and will then be available for download by you or your inspector. If at any point during the season you need to change something, you can do so on your computer and then remove/re-upload the file when in the Edit tab.

{Please advance to the next page}



LIVE

LOW INPUT VITICULTURE AND ENOLOGY, INC

If you have used a file different than the ones LIVE provides, you can upload these as well, as long as they are in a common format (PDF, MS Word, Excel). If you keep records by hand, you can scan them, save them as a PDF, then upload this file. There are many ways to skin a cat with this website, with the aim being a centrally located archive of your reporting, as well as a paperless office.

{Please advance to the next page}



LIVE

LOW INPUT VITICULTURE AND ENOLOGY, INC

2009 Required Documents: LIVE Sample Vineyard

[View](#)

[Edit](#)

Title: *

2009 Required Documents: LIVE Sample Vineyard

Pesticide Reporting Form:

[Browse...](#) [Upload](#)

Maximum Filesize: 20 MB

Fertilizer Reporting Form:

[Browse...](#) [Upload](#)

Maximum Filesize: 20 MB

Irrigation Reporting Form:

[Browse...](#) [Upload](#)

Maximum Filesize: 20 MB

Salmon-Safe Addendum:

**Upload your Annual
Required Documents**



LIVE

LOW INPUT VITICULTURE AND ENOLOGY, INC

Once you have uploaded all your files, and completed the LIVE Checklist, you will see the (incomplete) change to (complete) to indicate you are finished with your annual reporting. The inspector will verify this information by logging in to their management screen and obtaining access to only those vineyards that have been assigned to them.

{Please advance to the next page}



LIVE

LOW INPUT VITICULTURE AND ENOLOGY, INC

RECENTLY ADDED (Not seen in previous screenshots within this document)!!!

You will also notice at the top of the website, there are links for Forms and Standards, Resources (external), and a direct link to the Contact page. These provide further information for members and are organized into categories.

{Please advance to the next page}



LIVE

LOW INPUT VITICULTURE AND ENOLOGY, INC

IMPORTANT

We want you to have a successful effort of LIVE reporting for this growing season. We realize these changes are substantial and are willing to train one-on-one for any member. Please contact admin@liveinc.org or info@liveinc.org for more information.

{Please advance to the next page}



LIVE

LOW INPUT VITICULTURE AND ENOLOGY, INC

LIVE

is a 501(c)3 not-for-profit organization that provides education and certification for vineyards and wineries. LIVE uses international standards of sustainable viticultural and enological practices in both wine-grape and wine production. These practices are based on an independent 3rd-party-verified checklist system consisting of required and prohibited elements, as well as numerous ecological options.

LOGIN

Username:

Password:

Login is for enrolled members only.

[Click here to enroll your property](#)
[I forgot my password](#)

NEWS

Free LIVE Forum Created

2009 Regional Pesticide and Green/Yellow Lists updated

Deadline for annual vineyard reporting extended

LIVE Annual Meeting scheduled for April 22nd

Workshops will be given throughout the season

info@liveinc.org

The objectives and standards contained within the Checklists should not be seen as an endpoint, but rather as the beginning of an ongoing process. The vineyard and winery are dynamic entities, presenting us with fresh

SUPPORTERS

LIVE WOULD LIKE TO THANK OUR GENEROUS SUPPORTERS

Kramer Vineyards
Southern Oregon Wine Institute
Benton-Lane Winery
Bella Vida

[VIEW ALL SUPPORTERS »](#)

BOARD OF DIRECTORS

Betty O'Brien
CHAIR

Ted Casteel
VICE-CHAIR
SECRETARY

Allen Holstein
TREASURER

Al MacDonald
CHAIR EMERITUS

Chris Banek
Jason Tosch
Stirling Fox
Edward Fus

STAFF